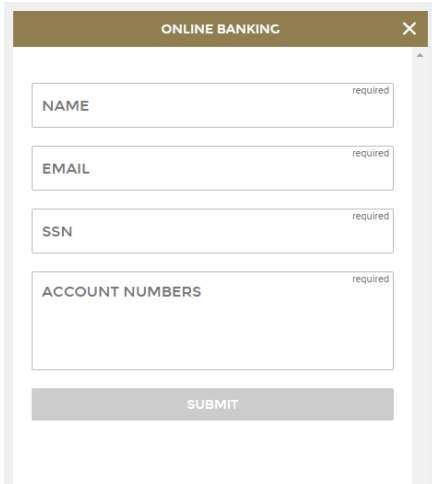


Customer Login Instructions

1. Visit www.AmericanFarmMortgage.com. For first time users, please select online banking – enroll button.
2. Enter in your name, email address you want verification email sent to, SSN, Account numbers of your loan(s), then click submit.

A screenshot of a web form titled "ONLINE BANKING" with a close button (X) in the top right corner. The form contains four input fields, each labeled with a required field: "NAME", "EMAIL", "SSN", and "ACCOUNT NUMBERS". Each field has a "required" label to its right. Below the input fields is a "SUBMIT" button.

3. This will send AFMFS employees an email to approve and setup your account. Once that process is complete you will receive an email to the email address you provided in Step 2. That email will look like this:

Internet Banking Setup

myebanking@csiweb.com on behalf of trunner@americanfarmmortgage.com

Sent: Mon 11/3/2014 2:23 PM


To: Brian Banet

[Click this link](https://www.myebanking.net/americanfarmmortgage/Login/InviteQuestion.aspx?SetupKey=Xo6QbQ3xWPE5adWtdABp) to set up your internet banking login or paste the URL below into your internet browser.
[https://www.myebanking.net/americanfarmmortgage/Login/InviteQuestion.aspx?
SetupKey=Xo6QbQ3xWPE5adWtdABp](https://www.myebanking.net/americanfarmmortgage/Login/InviteQuestion.aspx?SetupKey=Xo6QbQ3xWPE5adWtdABp)

4. Click the link or copy and paste the URL into your web browser.

5. Enter your 'Security Code' – This code will be 8901.

INVITE


a subsidiary of Farmers Bank

Please enter your security code


SECURITY CODE required

CONTINUE

[Back to Sign In](#)

6. Setup your 'Username' and 'Password.'
(This can be the same username as you previously had, or a new username can be selected.) Hit submit. Make sure to remember your user name and password for future reference.

INVITE


a subsidiary of Farmers Bank

Enter your credentials

USERNAME required

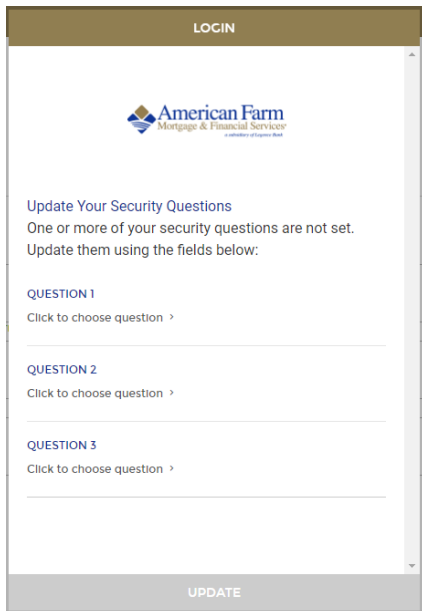
NEW PASSWORD required

CONFIRM PASSWORD required

SUBMIT

[Back to Sign In](#)

7. Create your Security Questions/Answers. Hit Save once done



The screenshot shows a web page titled "UPDATE" at the top. Below the header is the American Farm Mortgage & Financial Services logo. The main content area is titled "Update Your Security Questions" and states: "One or more of your security questions are not set. Update them using the fields below:". There are three sections, each labeled "QUESTION 1", "QUESTION 2", and "QUESTION 3". Each section contains a link "Click to choose question >" and a text input field. At the bottom of the page is a grey bar with the word "UPDATE" in white text.

8. Going forward, you will log in as normal. Visit www.AmericanFarmMortgage.com, select Online Banking Log In. Enter your Username:



The screenshot shows a login page titled "Sign in to internet banking". It features a "User name:" label followed by a text input field containing the text "ooba". Below the input field are two blue links: "Forgot user name" and "Forgot password". At the bottom is a blue button labeled "Login".