

Customer Login Instructions

1. Visit www.AmericanFarmMortgage.com anytime starting Monday, November 24, 2014. For first time users, please select online banking – enroll button.
2. Enter in your name, email address you want verification email sent to, SSN, Account numbers of your loan(s).



Online Banking

Name	<input type="text"/>
Email	<input type="text"/>
SSN	<input type="text"/>
Account numbers	<input type="text"/>

[Return to Bank Homepage](#)

3. This will send AFMFS employees an email to approve and setup your account. Once that process is complete you will receive an email to the email address you provided in Step 2. That email will look like this:

Internet Banking Setup

myebanking@csiweb.com on behalf of trunner@americanfarmmortgage.com

Sent: Mon 11/3/2014 2:23 PM

To: Brian Banet

[Click this link](https://www.myebanking.net/americanfarmmortgage/Login/InviteQuestion.aspx?SetupKey=Xo6QbQ3xWPE5adWtdABp) to set up your internet banking login or paste the URL below into your internet browser.
[https://www.myebanking.net/americanfarmmortgage/Login/InviteQuestion.aspx?
SetupKey=Xo6QbQ3xWPE5adWtdABp](https://www.myebanking.net/americanfarmmortgage/Login/InviteQuestion.aspx?SetupKey=Xo6QbQ3xWPE5adWtdABp)

- Click the link or copy and paste the URL into your web browser.
- Enter your 'Security Code' – This code will be 8901.

User Security	
Question	Answer
Please enter the security code.	<input type="text" value="ooba1234"/>
<input type="button" value="Submit"/>	

- Setup your 'Username' and 'Password.'
(This can be the same username as you previously had, or a new username can be selected.) Hit submit. Make sure to remember you user name and password for future reference.

Create a login	
User name:	<input type="text" value="ooba"/>
Password:	<input type="password" value="••••••••"/>
Retype password:	<input type="password" value="••••••••"/>
Email address:	<input type="text" value="ooba@ooba.com"/>
<input type="button" value="Submit"/>	

- Create your Security Questions/Answers. Hit Save once done













Security Questions & Answers	
Please select 3 security questions and enter answers with at least 4 characters for each.	
Security question 1	<input type="text" value="What was your childhood nickname?"/>
Security answer 1	<input type="text" value="ooba"/>
Security question 2	<input type="text" value="What school did you attend for sixth grade?"/>
Security answer 2	<input type="text" value="ooba"/>
Security question 3	<input type="text" value="In what town was your first job?"/>
Security answer 3	<input type="text" value="ooba"/>
<input type="button" value="Save"/>	

8. Set up your 'Personal Greeting' and choose a 'Personal Image.' This is to let you know you are on the correct page and it is safe to log in. Hit Save.

Personal Greeting & Image

Personal greeting

Personal image

9. You will now login for the first time by answering one of the 'Security Questions' that you just set up:


Security Question

What school did you attend for sixth grade?

Register this computer

10. And entering in the 'Password' that you just created:

Enter Password

Security image: 

Security phrase: ooba

Password:

Login

11. Verify email address. If incorrect, please select incorrect and change the email address, otherwise hit correct.



[Verify Email Address](#)

We have your email address as bbanet@afmc-loans.com. Is this correct?

12. Going forward, you will log in as normal. Visit www.AmericanFarmMortgage.com, select Online Banking Log In. Enter your Username:

Sign in to internet banking

User name:

[Forgot user name](#)

[Forgot password](#)

Login

13. The system will prompt you for your security question (the question that you just set up):

Security Question

What school did you attend for sixth grade?

Register this computer

Submit

14. After you have authenticated your user, you will be prompted to enter your password.

Enter Password

Security image:



Security phrase: ooba

Password:

Login